

MINNETONKA INDEPENDENT SCHOOL DISTRICT #276
District Service Center
5621 County Road 101
Minnetonka, Minnesota

Minutes of September 2, 2021 Regular Board Meeting

The School Board of Minnetonka Independent School District #276 met in regular session at 7:00 p.m. on Thursday, September 2, 2021 in the Community Room at the District Service Center, 5621 County Road 101, Minnetonka, Minnesota. Chairperson Chris Vitale presided. Other Board members present were: Mark Ambrosen, Katie Becker, John Holcomb, Lisa Wagner and Superintendent Dennis Peterson, ex officio. Absent: Mike LeSage. The meeting was also livestreamed on the District's YouTube channel.

Chairperson Vitale called the meeting to order and asked that everyone stand and recite the Pledge of Allegiance to the Flag.

1. AGENDA

Wagner moved, Becker seconded, that the School Board approve the agenda, as presented. Upon vote being taken thereon, the motion carried unanimously.

2. COMMUNITY COMMENTS

Chairperson Vitale noted that this opportunity for comment was available to community members who wished to address the Board on any item on that night's agenda. He also read the guidelines for Community Comments, for the benefit of those who wished to speak.

The following individuals then addressed the Board:

- Minnetonka resident Patrick Lee-O'Halloran—spoke regarding Policy 810 and his desire for universal masking requirements at MHS
- Excelsior resident Nicole Nejezchleba—spoke regarding Policy 810 and against masking students
- Excelsior resident Kathryn Bonine—spoke regarding Policy 810 and against masking students
- Shorewood resident Allison Taffe—spoke regarding Policy 810 and against masking students
- Excelsior resident Chad Herman—spoke regarding Policy 810 and his concern that the policy has no expiration date and no defined parameters
- Excelsior resident David Evans—encouraged healthy lifestyles instead of masking and vaccines
- Minnetonka resident Mike Busse—spoke regarding removing his student from the District due to mask requirement—would like parent choice

- Deephaven resident Zach Proctor—began speaking regarding masks and vaccines, but did not follow the guidelines for Community Comments and was informed by Chairperson Vitale that he was out of order. When Mr. Proctor continued to speak, Wagner moved, Becker seconded, that the meeting be recessed.
- Once the meeting resumed, Chanhassen resident Tara Lee Stone spoke regarding test scores.

Chairperson Vitale thanked the community members for their comments. He reiterated that while the Board welcomes feedback from the public, all speakers at Board meetings and Study Sessions must follow the guidelines for Community Comments and Citizen Input.

3. **REPORT ON ACT, IB, AP and SAT RESULTS**

Director of Assessment Dr. Matt Rega led the discussion. He began by saying that the 2020-21 school year was a truly unique year of achievement for Minnetonka students. On several measures of success, the District is reporting high student performance levels. Highlights of the presentation included the following:

- IB scores reflect:
 - Calculation of teacher input and IB's predicted student performance calculation
 - IB Exam scores
- AP scores reflect performance on traditional AP Exams
- ACT scores (587 students) are at a third all-time high with a 27.2 Composite score
- The Top 400 average remained strong with a mean score of 29.2
- AP results also remain competitive compared to Global averages, surpassing Global averages in 21 of 30 areas
- Overall, the AP program saw enrollment decrease from 1,657 to 1,589, (second all-time high). The percentage of students scoring a three or higher on the five-point scale decreased from 84.9 to 79.0 percent
- AP Scholar levels saw a slight decrease: Distinction – 278 to 247; Honor – 128 to 123; Scholar – 207 to 205

ACT Results

Third All-Time High Composite Score

Year	English	Math	Reading	Science	Composite	PLAN High Comp Est.
2001-02	22.4	23.0	23.6	23.0	23.1	NA
2002-03	23.6	23.8	24.4	23.6	24.0	NA
2003-04	23.7	24.5	24.6	23.8	24.3	NA
2004-05	23.2	23.0	23.2	23.0	23.1	NA
2005-06	23.9	24.5	25.0	24.1	24.4	NA
2006-07	24.7	25.2	25.8	24.8	25.1	NA
2007-08	25.0	25.0	25.6	24.6	25.1	24.8
2008-09	26.0	25.4	26.7	25.7	26.0	25.8
2009-10	26.5	25.5	26.7	25.7	26.1	25.6
2010-11	26.0	25.4	26.3	26.1	26.0	25.3
2011-12	25.6	25.4	26.2	25.7	25.7	25.8
2012-13	26.6	25.8	27.2	26.7	26.6	25.7
2013-14	26.5	25.7	26.9	26.7	26.5	25.9
2014-15	26.8	26.2	27.5	27.0	26.9	25.8
2015-16	26.7	26.3	27.1	26.8	26.7	25.8
2016-17	27.6	26.7	28.3	27.5	27.5	26.5*
2017-18	27.3	26.9	28.4	27.5	27.7	26.3*
2018-19	27.6	26.7	28.6	27.6	27.7	26.6*
2019-20	27.4	26.7	28.6	27.6	27.7	COVID-19
2020-21	26.5	26.3	28.3	27.1	27.2	25.6*

Prior to Naviance

In 2020, 689 students tested versus 587 in 2021

*Pre-ACT Scores
3

ACT Composite By Ethnicity and Gender

ACT Composite Comparison by Ethnicity and Gender
(**Bold** indicates an increase from the previous year and *italics* indicates a decrease)

Grad Yr	American Indian		Asian		African American		Hispanic		Caucasian	
	M	F	M	F	M	F	M	F	M	F
2021	25.0	31.0	27.3	29.2	26.7	<i>20.1</i>	25.9	22.7	26.2	26.4
2020	NA	26.0	28.4	28.5	21.0	24.4	29.0	24.3	27.6	27.0
2019	28.0	NA	30.4	28.7	20.2	21.6	26.7	27.0	27.2	27.0
2018	26.0	NA	28.7	27.2	24.8	21.7	23.0	25.2	26.9	27.0
2017	23.6	17.8	27.9	28.7	20.4	22.1	18.4	24.2	26.5	26.9
2016	NA	24.8	30.9	25.1	18.7	22.1	25.5	26.0	26.4	26.3
2015	21.0	20.0	27.9	27.1	19.8	19.2	22.9	25.5	26.1	26.3
2014	NA	NA	27.9	27.4	24.3	24.1	22.4	21.2	26.3	26.2
2013	NA	32.0	28.4	24.9	22.3	17.0	27.0	31.0	26.3	26.6
2012	NA	20.1	NA	NA	21.0	22.1	23.0	25.8	26.0	26.0
2011	27.0	NA	27.3	23.3	20.4	24.2	25.8	15.7	25.5	25.7
2010	NA	NA	29.3	25.1	21.5	20.5	25.5	21.3	25.6	25.7
2009	28.0	20.5	27.0	23.0	17.0	22.0	23.7	19.0	25.7	25.6
2008	15.0	NA	27.2	24.1	21.1	26.0	17.0	22.7	24.8	24.6
2007	NA	28.0	26.0	25.2	20.0	27.0	23.5	21.0	24.6	25.0

Top 100, 200, 400

4 perfect scores for Class of 2021; Class of 2022 has 12 to this point

ACT Mean for Top Grads			
Year	Mean for Top 100	Mean for Top 200	Mean for Top 400
2021	33.9	32.2	29.2
2020	34.7	33.3	30.8
2019	34.3	32.9	30.6
2018	34.4	33.2	30.9
2017	33.8	32.4	29.8
2016	33.3	31.9	29.6
2015	33.2	31.8	29.6
2014	32.9	31.4	28.9
2013	32.7	31.3	29.0
2012	31.7	30.1	27.6
2011	31.9	30.3	27.8
2010	32.1	30.5	28.0
2009	32.0	30.4	27.9
2008	30.6	29.2	26.0
2007	31.1	29.2	26.2

5

Ready for College Coursework

Cutscores
English: 18
Math: 22
Reading: 22
Science: 23

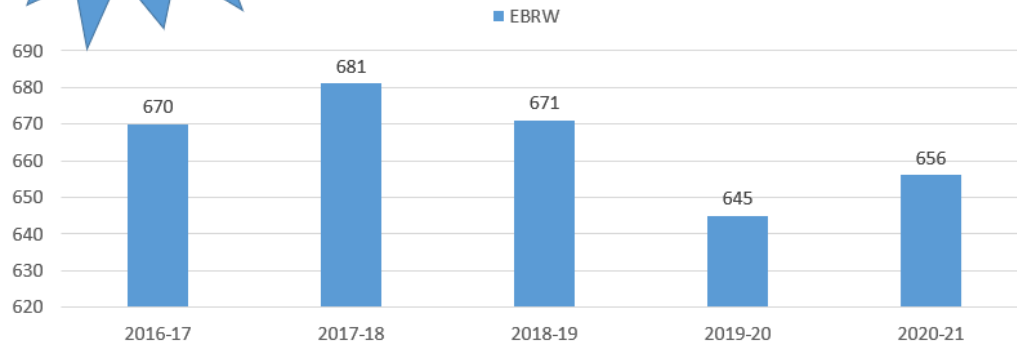
Students Ready for College Level Coursework (Bold indicates an increase from the previous year and <i>italics</i> indicates a decrease)										
Grad Year	Eng. Comp.		Algebra		Social Sci.		Biology		Meets all Four	
	Mtka (%)	State (%)	Mtka (%)	State (%)	Mtka (%)	State (%)	Mtka (%)	State (%)	Mtka (%)	State (%)
2021	87		77		81		77		66	
2020	92	59	81	46	84	47	82	42	70	30
2019	93	61	83	48	86	47	84	42	73	30
2018	90	60	84	47	82	48	74	42	69	30
2017	91	63	79	48	83	50	80	42	70	31
2016	91	61	78	46	77	45	72	40	68	29
2015	90	74	77	58	78	57	76	53	76	39
2014	91	77	77	61	75	56	73	53	61	39
2013	95	78	82	62	84	57	80	52	80	39
2012	93	78	77	62	81	64	65	42	59	36
2011	94	78	77	62	80	64	65	43	58	36
2010	95	79	76	61	82	65	62	42	56	35
2009	95	78	77	57	84	65	60	39	54	32
2008	91	77	72	56	76	64	53	40	47	32
2007	94	78	74	56	79	62	54	38	48	31
2006	89	76	66	52	77	62	49	37	40	28

SAT Reading and Writing

Most students are now scoring in the 1300-1399 range

SAT Evidence-Based Reading & Writing
Tests taken after March 2016

Students tested
2021: 49
2020: 87
2019: 100

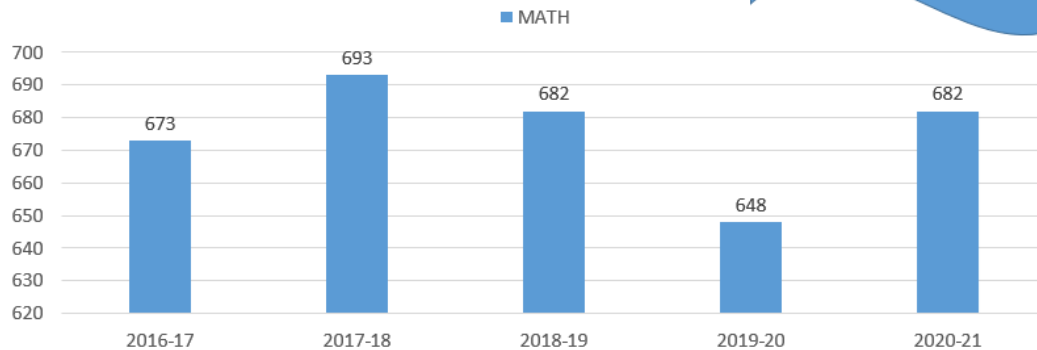


7

SAT Math

SAT Math
Tests taken after March 2016

Math scores rebounded with 34-point increase; Improved problem-solving skills mirroring college math



8

IB Students Completing Courses and Tested

Second all-time highest IB students tested; 93% earned the full diploma; 78-80% internationally

IB Summary		
Year	Students Tested in IB	IB Diploma
2021	662	33
2020	679	44
2019	668	59
2018	736	65
2017	660	23
2016	587	24
2015	578	41
2014	493	48
2013	453	28
2012	369	30
2011	270	29
2010	234	32
2009	218	36
2008	144	27
2007	94	27
2006	48	6

Students Completing IB Courses		
Year	Number of Students	Number of Students who took multiple courses (subset of previous column)
2021	744	292
2020	700	215
2019	721	305
2018	822	364
2017	714	269
2016	571	198
2015	656	258
2014	552	250
2013	505	245
2012	436	118
2011	323	100
2010	269	73
2009	293	82
2008	218	43

9

World Language Results

- The average World Language scores are **4.9** (**4.7 previous year**)

French SL: MTKA: 5.6	WW: 5.2
French HL: MTKA: 5.0	WW: 5.6
German SL: MTKA: 4.3	WW: 5.6
German HL: MTKA: 4.3	WW: 5.9
Mandarin SL: MTKA: 4.2	WW: 6.3
Mandarin HL: MTKA: 4.0	WW: 6.5
Spanish SL: MTKA: 5.4	WW: 5.3
Spanish HL: MTKA: 4.6	WW: 5.5

- Once again, 3 of 8 tests saw students reach the **5.0** or above mark
- French HL (**5.0**) saw a dramatic increase of **0.8** points after a **0.9** drop last year
- Spanish HL experienced an increase of **0.4** points to **5.9** marking an all-time high performance
- Chinese Immersion dropped from **5.1** to **4.2** and Spanish Immersion SL saw an increase of **0.5** points. (*17 Chinese Immersion and 23 Spanish Immersion tested*)

IB Math and Computer Science Results

World-Wide Averages

Math Analysis and Approaches HL: **5.4**

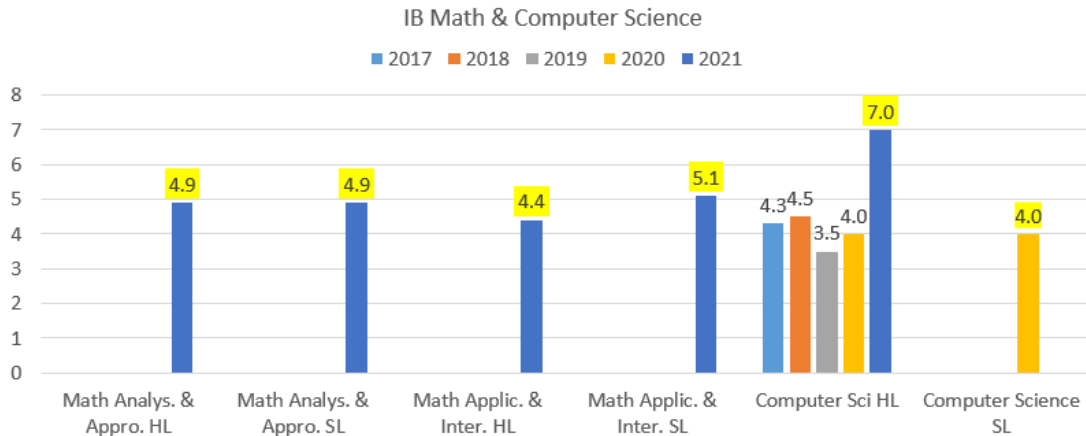
Math Analysis and Approaches SL: **5.2**

Math Applications and Interpretations HL: **5.2**

Math Applications and Interpretations SL: **4.8**

Computer Science HL: **4.3**

Computer Science SL: **3.9**



11

AP Results

Minnetonka students scoring a 3 or higher is at its lowest level historically; not all scores reported at this time

AP Testing Summary				
Year	MTKA % scoring 3 or higher	MN % scoring 3 or higher	MTKA # tests	MTKA# students
2021	79.0	-	2839	1589
2020	84.9	-	2876	1657
2019	83.2	-	2595	1475
2018	84.0	66.7	2779	1554
2017	84.9	66.4	2538	1418
2016	86.2	66.3	2390	1324
2015	84.4	66.6	2565	1285
2014	82.9	65.9	2378	1174
2013	83.9	65.4	2163	1097
2012	87.7	66.3	1793	835
2011	88.2	65.8	1431	718
2010	86.1	64.7	1398	693
2009	85.8	64.5	1359	691
2008	83.0	64.2	1041	568
2007	84.9	63.3	1034	518
2006	80.1	NA	965	505
2005	83.8	NA	917	467

Percent Surpassing Global Mean

2021: 70.0
2020: 79.4
2019: 84.8
2018: 90.1
2017: 77.4
2016: 77.7

12

AP Overview

- AP Math scores remained strong. AP Stats has not reported all scores at this time
- AP Science scores improved or remained the same in 3 of 7 areas
- Ninth Grade AP Spanish Immersion students averaged 3.9 compared to the 3.4 Global mean; Chinese Immersion 9th Graders averaged 3.6 compared to the Global Mean of 4.1
- AP Psychology dropped 0.7 points after a second all-time high in 2020
- AP Seminar improved for the second year in a row by 0.2 points (3rd year for AP Seminar class)
- AP Human Geo improved by 0.1 points, rebounding after a drop of 0.5 points in 2020

AP Scholars

AP Scholar levels remained strong compared to previous years

AP Scholars				
Year	National AP Scholar	AP Scholar with Distinction	AP Scholar with Honor	AP Scholar
2021	-	247	123	205
2020	66	278	128	207
2019	62	231	127	188
2018	73	269	119	212
2017	58	227	85	201
2016	37	212	94	144
2015	43	192	99	169
2014	42	133	64	165
2013	36	145	78	137
2012	37	76	67	125
2011	27	76	51	86
2010	25	81	55	98
2009	23	60	49	90
2008	8	51	41	65
AP Scholar Key				
National AP Scholar-Mean of 4.0 on all exams and grades of 4 or higher on 8 or more exams. 2020 was the last year this award was given.				
AP Scholar with Distinction-Mean of 3.5 on all exams and grades of 3 or higher on 5 or more exams				
AP scholar with Honor-mean of 3.25 on all exams and grades of 3 or higher on 4 or more AP exams				
AP Scholar-3 or higher on 3 or more exams				

14

VANTAGE

- Students' performance in IB Business SL continues to trend upward. Since 2017, their mean IB score increased from 4.3 to 5.3
- VANTAGE students earned higher AP Psych scores (3.0) compared to non-VANTAGE students (2.8). The ACT mean for VANTAGE students was a 26.8 versus a 28.3 ACT mean for non-VANTAGE students with both groups earning an average GPA of 3.47
- The AP Seminar mean for VANTAGE students (3.3) compared to non-VANTAGE students (3.8) mirrored the profile of both student groups. The non-VANTAGE group also surpassed the VANTAGE students' ACT mean by 4.4 points and had a .25 point higher GPA

Recommendations

- Math teachers will need to focus on the three areas critical for success on the ACT Math Test: Pre-Algebra/Elementary Algebra, Intermediate Algebra/Coordinate Geometry, and Plane Geometry/Trigonometry
- The Science Department will need to continue to look carefully at how problem-solving skills can be better integrated into the Science curriculum and continue to study course options for all students
- World Language teachers will continue to focus on studying the AP Exams carefully to ensure student success each year
- AP Microeconomics teachers will need to study the AP results more closely to understand the downward trend in student performance dropping below a mean score of 3.0
- VANTAGE instructors will need to monitor changes made to curriculum and assignments to support students and address the differences in test results

In the discussion that followed, Board members thanked Dr. Rega for the information and noted how well the students had done in a very challenging year. Board member Holcomb spoke about how college requirements are changing, and we need to make sure we stay current with those requirements.

4. **ADOPTION OF REVISIONS TO POLICY #810: COVID-19 FACE COVERING POLICY**

Because the Governor's orders are no longer in effect and the School Board adopted different masking requirements for K-8 and 9-12 students, staff and visitors to buildings, Policy #810 needed to be updated to reflect those situations. Dr. Peterson presented the policy with the changes that aligned with the Board's masking requirements.

The proposed policy stated that students, staff and visitors in E-8 schools (MCEC, elementary schools, middle schools) must mask. It stated that students, staff and visitors at MHS are strongly recommended to mask. Additionally, an adjustment in the types of masks that would be considered acceptable was presented to the Board for consideration. Paper/disposable masks, cloth masks, medical grade masks and respirators and religious face coverings would be permitted (provided the religious face coverings meet the standards of the other types of masks allowed). Neck gaiters, scarves and bandanas would not be allowed. Face shields worn without a mask would also not be allowed.

The Board members had a robust discussion about the policy elements and changes, including exploring questions about whether the policy would apply to children in early childhood programs and whether any language should be written in about an expiration date for the policy. The Board agreed on the following modifications:

Section 2 B = ~~Early Childhood programs and~~ E-8

Section 2 C = ~~Early Childhood programs or K-8~~ E-8

Section 3 C – Next to Religious face covering (if meets the requirements of A,B, or D)

Section 4 C – ~~preschool~~ early childhood,

Section 6 B – employees in early childhood, preschool

Section 6 C – Grades ~~pre~~ E through eight

Ambrosen moved, Holcomb seconded, that the Board approve the policy with the changes noted. Upon vote being taken thereon, the motion carried unanimously.

5. **APPROVAL OF SALE OF 2021G LONG-TERM FACILITIES MAINTENANCE BONDS**

Executive Director of Finance and Operations Paul Bourgeois presented the remaining nine agenda items to the Board. He noted that on August 5, 2021, the Board had approved the sale of \$6,245,000 2021G General Obligation Long-term Facilities Maintenance Bonds to fund the Long-term Facilities Maintenance Projects identified in the 10-Year Long-term Facilities Maintenance Plan to be completed in FY23 over the summer of 2022.

Sale of the bonds took place on August 31, 2021. The bonds sold at a total interest cost of 2.38%. Wagner moved, Holcomb seconded, that the Board approve the sale resolution as presented. Upon vote being taken thereon, the motion carried unanimously.

6. **APPROVAL OF SALE OF 2021H REFUNDING BONDS**

On April 8, 2021, the School Board authorized the sale of \$2,800,000 2021H General Obligation Alternative Facilities Maintenance Refunding Bonds to refund the outstanding principal of the 2013B and 2014D General Obligation Alternative Facilities Maintenance Refunding Bonds. Mr. Bourgeois noted that at the time, it was estimated

the interest rate could be reduced from 2.86% on the 2013B and 2014D bonds down to 1.95% on the 2021H bonds, with a new present value savings estimated at \$130,899. Sale of the 2021H General Obligation Alternative Facilities Maintenance Refunding Bonds took place on August 31, 2021. They sold at a total interest cost of 1.42%, with a net present value savings of \$253,071.

Holcomb moved, Wagner seconded, that the Board approve the sale resolution as presented. Upon vote being taken thereon, the motion carried unanimously.

7. APPROVAL OF AUTHORIZATION OF SALE OF 2021M REFUNDING BONDS

Mr. Bourgeois noted that the 2015A General Obligation Alternative Facilities Bonds are being monitored for potential restructuring and refunding in an advance refunding transaction to lower interest rates, which will reduce payments and produce savings to the benefit of the taxpayers and the District. Mr. Bourgeois requested authority from the Board to issue the 2021M Taxable General Obligation Alternative Facilities Refunding Bonds to refund the 2015A bonds. The interest rate is estimated to decrease from 3.59% to 1.64%, which would produce an estimated \$151,430 in net present value savings.

Holcomb moved, Ambrosen seconded, that the Board approve the authorizing resolution as presented. Upon vote being taken thereon, the motion carried unanimously.

8. APPROVAL OF AUTHORIZATION OF SALE OF 2021N REFUNDING BONDS

Mr. Bourgeois noted that the 2015E General Obligation Alternative Facilities Bonds are being monitored for potential restructuring and refunding in an advance refunding transaction to lower interest rates, which will reduce payments and produce savings to the benefit of the taxpayers and the District. Mr. Bourgeois requested authority from the Board to issue the 2021N Taxable General Obligation Alternative Facilities Refunding Bonds to refund the 2015E bonds. The interest rate is estimated to decrease from 3.31% to 1.66%, which would produce an estimated \$247,642 in net present value savings.

Wagner moved, Holcomb seconded, that the Board approve the authorizing resolution as presented. Upon vote being taken thereon, the motion carried unanimously.

9. APPROVAL OF AUTHORIZATION OF SALE OF 2021O REFUNDING BONDS

Mr. Bourgeois noted that the 2016A General Obligation Refunding Bonds are being monitored for potential restructuring and refunding in an advance refunding transaction to lower interest rates, which will reduce payments and produce savings to the benefit of the taxpayers and the District. Mr. Bourgeois requested authority from the Board to issue the 2021O Taxable General Obligation Alternative Facilities Refunding Bonds to refund the 2016A bonds. The interest rate is estimated to

decrease from 4.28% to 1.94%, which would produce an estimated \$44,172 in net present value savings.

Holcomb moved, Ambrosen seconded, that the Board approve the authorizing resolution as presented. Upon vote being taken thereon, the motion carried unanimously.

10. **APPROVAL OF AUTHORIZATION OF SALE OF 2021P REFUNDING BONDS**

Mr. Bourgeois noted that the 2016B General Obligation Refunding Bonds are being monitored for potential restructuring and refunding in an advance refunding transaction to lower interest rates, which will reduce payments and produce savings to the benefit of the taxpayers and the District. Mr. Bourgeois requested authority from the Board to issue the 2021P Taxable General Obligation Alternative Facilities Refunding Bonds to refund the 2016B bonds. The interest rate is estimated to decrease from 3.23% to 1.87%, which would produce an estimated \$73,895 in net present value savings.

Holcomb moved, Wagner seconded, that the Board approve the authorizing resolution as presented. Upon vote being taken thereon, the motion carried unanimously.

11. **APPROVAL OF AUTHORIZATION OF SALE OF 2021Q REFUNDING BONDS**

Mr. Bourgeois noted that the 2016E General Obligation Facilities Maintenance Bonds are being monitored for potential restructuring and refunding in an advance refunding transaction to lower interest rates, which will reduce payments and produce savings to the benefit of the taxpayers and the District. Mr. Bourgeois requested authority from the Board to issue the 2021Q Taxable General Obligation Alternative Facilities Refunding Bonds to refund the 2016E bonds. The interest rate is estimated to decrease from 3.11% to 1.72%, which would produce an estimated \$203,361 in net present value savings.

Holcomb moved, Wagner seconded, that the Board approve the authorizing resolution as presented. Upon vote being taken thereon, the motion carried unanimously.

12. **APPROVAL OF AUTHORIZATION OF SALE OF 2021R REFUNDING BONDS**

Mr. Bourgeois noted that the 2016I General Obligation Refunding Bonds are being monitored for potential restructuring and refunding in an advance refunding transaction to lower interest rates, which will reduce payments and produce savings to the benefit of the taxpayers and the District. Mr. Bourgeois requested authority from the Board to issue the 2021R Taxable General Obligation Alternative Facilities Refunding Bonds to refund the 2016I bonds. The interest rate is estimated to decrease from 2.91% to 1.87%, which would produce an estimated \$4,969 in net present value savings.

Holcomb moved, Ambrosen seconded, that the Board approve the authorizing resolution as presented. Upon vote being taken thereon, the motion carried unanimously. Board Clerk Holcomb expressed his appreciation to Mr. Bourgeois and his team for all the great work.

13. **APPROVAL OF PRODUCE VENDOR FOR NUTRITION SERVICES**

After Fiscal Year 2021, the District's main produce supplier for the school lunch program exited the market for supplying school lunch due to its loss of a federal contract to supply certain produce to school districts and difficulties with maintaining enough staff to service all of its customers. Minnetonka Schools put out a request for proposal, seeking a new produce vendor for FY22. As Mr. Bourgeois explained, the District received one proposal from Bix Produce Company, established in 1934. It is a reputable produce vendor and has experience serving Minnesota school districts of all sizes with USDA meal programs. Bix prices are competitive in the produce market, and the company has the scale to meet the District's demand for produce, which, in this unusual COVID-19 environment with numerous supply chain disruptions, is extremely important. Bix also brings many value-added services such as product line, food safety programs, capacity, reliability and up-to-date technology for order placement and order fulfillment, which is all incredibly important to our Nutrition Services program. Bix is located in Little Canada, MN, and it works with many local farmers and producers to provide fresh community-grown food for our program and students.

Wagner moved, Becker seconded, that the Board approve the following motion:

BE IT RESOLVED that the School Board of Minnetonka Independent School District 276 does hereby approve BIX Produce Company as the produce vendor for the Nutrition Services program for Fiscal Year 2022 and Fiscal Year 2023.

Upon vote being taken thereon, the motion carried unanimously.

14. **CONSENT AGENDA**

Holcomb moved, Becker seconded, that the School Board approve the recommendations included within the following Consent Agenda items:

- Minutes of August 5, 2021 Regular Meeting and Closed Session; and August 19, 2021 Special Meeting
- Study Session Summary of August 19, 2021
- Payment of Bills
- Recommended Personnel Items – as shown in Addendum A
- Electronic Fund Transfers - as shown in Addendum B
- Trust Funds
- Easement for CenterPoint Energy at MCEC
- Addendum for Lawsuit Resolution

Upon vote being taken on the foregoing Consent Agenda items, the motion carried unanimously.

15. **BOARD REPORTS**

There were no Board reports this evening.

16. **SUPERINTENDENT'S REPORT**

Dr. Peterson spoke about the new teachers luncheon where 86 new teachers were welcomed to the District. He said this is a high-quality group of educators. He also said the District welcomed paraprofessionals and community education staff back this week. He said we have openings in our Explorers childcare staff, so if anyone listening is interested, please visit the District website and apply. Dr. Peterson said we are eager to start school and that everything is ready to go with transportation, the buildings and with staff. He reminded everyone that the first day of school this year is on Wednesday, September 8, rather than the day after Labor Day.

17. **ANNOUNCEMENTS**

Board member Becker provided information on the upcoming Tonka Pride Sale, to be held in the DSC parking lot on September 24 and 25.

18. **ADJOURNMENT**

Wagner moved, Ambrosen seconded, adjournment to closed session to discuss MTA negotiations at 9:10 p.m. Upon vote being taken thereon, the motion carried unanimously.

John Holcomb, Clerk